

Live a Simpler, less
cluttered life

Photo Organizing

Gather the evidence

Find all the photos

- Framed
- Loose
- In boxes
- In albums
- Christmas cards
- On the computer
- On CD's/DVD's/ Memory sticks




Starting the Sort

Pick categories that resonate with you

- Fur and Feathers (pets)
- On the Road Again (travel)
- Before _____ (spouse's name)/college/kids/etc.
- Celebrate good times! (weddings, birthdays, etc.)

- You can sort by year but many photos don't have those listed on the back – you might have to do extra work to see where they fit in



Who is this?



Where is this?




Can you see the faces, items, etc. clearly?




How many copies of this do you have?



How many copies of this do you need? (Took 87 pics of sunrise over grand canyon?)



What condition are the photos in? Are they worth repairing?



Do you even look at these pics? If they were more accessible, would you look at them?



Would you look at them in a different format – album, digital, etc



Does this photo make you sad (only sad, no nostalgia with it)



Does anyone else want copies of this?



What if no-one wants them

- Local Museum – put what you know on sticky on the back, don't write on the actual photo
- Artist
- Pre-School – High School for art department (Not Sepia or tin types – toxic if cut up)

How do you store the keepers?

- Acid free papers
- Acid free boxes
- Acid free photo albums
- Acid free/archival pens
- Computer files
- Digital photo frames – some with wifi
- The Cloud





MIS

MARIA SPETALNIK
INTERNATIONAL TRAINER
AUTHOR
CPO®

WWW.MARIASPETALNIK.COM
MAIL@MARIASPETALNIK.COM



WWW.CONQUERTHECLUTTER.ORG
MAIL@CONQUERTHECLUTTER.ORG
855-284-3246 / 703-574-1113